

Vodafone Broadband Setup guide



A. Connecting your router to the internet



- 1 Plug the microfilter into your phone socket. Insert one end of the red and white internet cable into the microfilter and the other end into the router's red internet port 2.
- Note:** If you don't need a microfilter, plug the red and white internet cable straight into the phone socket.

- 3 Plug in the power cable and press the power button 4. The power light will turn red and, once you're connected, the internet light will go green.
- Note:** If the lights don't appear straight away, please don't switch off the router for 60 minutes – it may interrupt the setup process.

B. Connecting devices to your network



- 1 **Ethernet:** Using the white and yellow cable, plug one end into your device and the other into one of the yellow Ethernet ports. You can connect up to four devices via Ethernet at the same time.
- 2 **Wi-Fi:** On your device, search and connect to your Vodafone Wi-Fi network. The network name and password are on the back of the router and look like this:

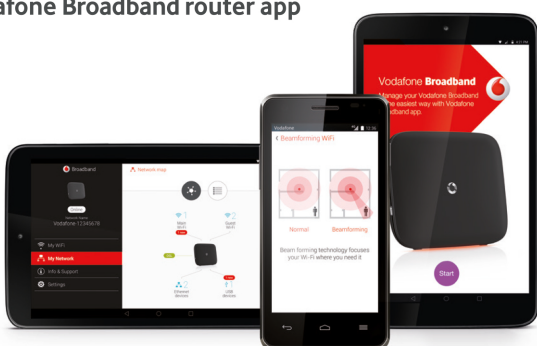


Note: If your device has a QR reader app, just scan the code on the back of the router to connect to the network.

The Vodafone Broadband app

The Vodafone Broadband app is a quick and easy way to manage your settings. You can also manage them via a browser (see details on the sticker on your router).

Vodafone Broadband router app



Available for iOS and Android



With the Vodafone Broadband app, you can:

- Turn your Wi-Fi on and off
- Change the name of your Wi-Fi network and choose a new password (highly recommended)
- See what devices are connected, prioritise access to individual devices and more

You can also manage your router straight from the internet browser on your device – go to <http://192.168.1.1> and enter 'vodafone' when it asks for your password.

Protecting you online

Vodafone Broadband includes content controls as standard to help keep your family, business and devices safe from unsuitable websites when connected to your network. You can set these up in My Vodafone when you install your broadband.

We also recommend award-winning Anti-Virus from F-Secure, who are industry leaders in internet security, to protect your devices wherever you are. And you can find other great tips at getsafeonline.org

Antivirus

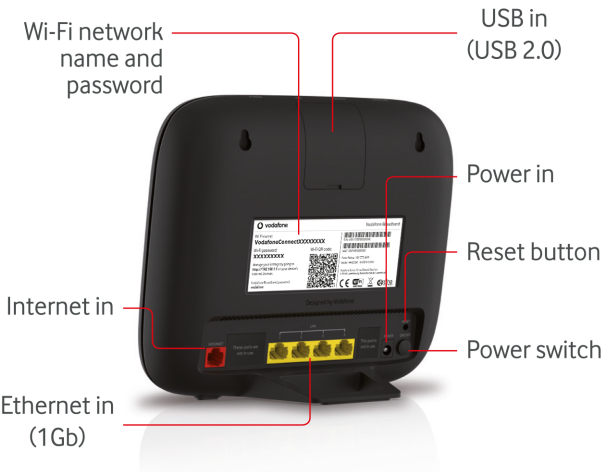

F-Secure SAFE Internet Security protects up to five of your devices (desktops, laptops, smartphones and tablets) against online nasties such as hackers, viruses, spyware and malware wherever you are. If your smartphone is ever lost or stolen, it also helps you find, lock and even wipe its content remotely.

Content controls

These are included for free. Log in to My Vodafone and set them up to protect your users against inappropriate, explicit or adult content. And stay safe online by blocking many websites infected with malware and phishing scams.


Find out more at vodafone.co.uk/broadband or give us a call on **08080 034 515**. Calls are free from landlines and mobiles.

Your router explained



What the lights on your router mean

The lights on your router are in power saving mode and remain off unless there is a problem or if you wave your hand over the router.



If you need help

Check all your cables are connected as per diagrams A and B and then restart all your equipment, which can fix many issues:

- 1 Turn off your router using the power switch
- 2 Wait 10 seconds and turn your router back on
- 3 Wait 30 seconds
- 4 Restart any devices connected to your router that are still not working

Also check that Wi-Fi is turned on by holding your hand over the top of your router. If the Wi-Fi light does not appear, try holding down the WPS (Wi-Fi Pairing) Button on the left of your router to turn it on.

To get the best Wi-Fi coverage around your home, make sure your router isn't next to any electrical equipment (such as a TV) or bulky items (such as fish tanks or large furniture).

Still need help?



You'll find lots of useful information at vodafone.co.uk/broadband



Or if you'd prefer, you can call us free from a landline or mobile on **08080 034 515**.

© 2015 Vodafone Limited. All rights reserved to Vodafone or third party licensors and materials may not be used in any way or copied in whole or part without prior written permission of Vodafone Limited. Vodafone and the Vodafone logo are trademarks of Vodafone Group Plc or its associated companies. Wi-Fi®, the Wi-Fi logo, the Wi-Fi CERTIFIED logo are registered trademarks of Wi-Fi Alliance. Wi-Fi CERTIFIED™ are trademarks of Wi-Fi Alliance. HDMI, the HDMI logo and High-Definition Multimedia Interface are registered trademarks of HDMI Licensing LLC.